











# Instructions KE - MNG 2500-ASE


Valid for the version in sound enclosure and partly on the frame





-  **Oil tanks**  
The tank volume is designed for 3000 operation hours  
The tanks have two jackets
-  The tanks are in the standard scope of delivery, including the equipment and hydraulic connection to the CHP unit  
The tank's oil charge is not included in the delivery
-  Volume and placement of the tanks can be adjusted as required by the customer, if you are interested feel free to contact GENTEC
-  Monitor the tank levels in periodic manner


-  The stainless steel gas inlet compensator is not included in the scope of delivery, it can be ordered as an option
-  To eliminate vibrations in the gas line, it is advisable to install the compensator directly upstream of the CHP unit's gas connection point



-  **Natural gas buffer**  
The volume should be at least five times the second consumption of the CHP unit
-  Gas buffer is not included in the scope of supply
-  It is recommended to install a buffer in the gas line for a smooth start and operation of the CHP unit





-  **Fuel: natural gas**  
Fuel pressure: 17 - 25 kPa  
Maximum temperature: 30 °C  
Minimum methane number: 80

-  **Heat output: 2551 kW**  
Temperature drop: 90/70 °C  
Nominal flow rate: 121,30 m<sup>3</sup>/h  
Maximum permissible CHP unit pressure loss: 0,5 bar  
Medium: heating water  
Connection points: DN100 PN16 EN 1092-1

-  The maximum permissible deviation of the concrete flatness is 3 mm
-  The concrete foundation and the vibration pad are not included in the scope of delivery
-  The concrete foundation must be designed taking into account the existing conditions at the installation site
-  If the vibration transmission is required to be eliminated use suitable materials to separate the CHP unit foundation from other building structures









-  Fittings and flexible members are not included in the scope of delivery, we recommend installing them to eliminate vibrations
-  Separate the CHP unit from the exhaust gas module using flexible members and fittings to eliminate vibrations





- Key**
-  technical parameters
  -  scope of delivery
  -  design options
  -  recommendations





# Instructions KE - MTUNG 2500-ASE





Valid for the version in sound enclosure and partly on the frame

-  Stainless steel exhaust gas outlet compensator is not included in the scope of delivery
-  The stainless steel flange compensator or the fabric compensator can be applied as an option
-  To eliminate vibrations in the pipe, it is advisable to install the compensator directly on the outlet exhaust gas flange from the CHP unit. The compensator compensates for the pipe expansion





-  Air engineering noise silencers  
Sound pressure level of the silencer: 80 dB(A) at 1 m
-  The standard scope of supply includes two pieces of a separately loaded air engineering noise silencer
-  Contact GEN TEC for more information on other attenuation options


-  Medium: air  
Medium temperature: max. 35 °C  
Maximum pressure loss: 50 Pa  
Nominal flow rate: 48400m<sup>3</sup>/h
-  Two fans are included in the standard delivery
-  Combustion air can be sucked from the CHP unit's engine room or from the outside environment
-  Place the air engineering outlet outdoors  
Equip the air engineering system with a heat recirculation by-pass



-  Exhaust gas line noise silencer  
Sound pressure level of the silencer: 80 dB(A) at 1 m from the output flange of the silencer
-  The standard scope of supply includes one separately loaded stainless steel silencer
-  Horizontal or vertical, stainless or carbon steel, sound pressure up to 45 dB(A) at 1 m
-  Ensuring a firm and rigid fit of the silencer  
Suitable to drain the condensate to a neutralization box via a trap at a min. height 35 cm  
Choose the design solution for a trouble-free cleaning of the trap





-  Medium: natural gas exhaust gases  
Medium temperature: 80 °C  
Maximum medium pressure: 6 kPa  
Nominal flow rate: 12853 kg/h
-  The standard scope of supply is an additional exhaust heat exchanger for increased heat efficiency and an oxidation catalytic converter. The exhaust gas modules is thermally insulated
-  Optional choice of a modified catalytic converter for further emission reduction, it can be used as an option
-  Comply with the maximum permissible fume duct back pressure according to the data sheet, avoid high exhaust gas velocities in the fume duct

## Key

-  technical parameters
-  scope of delivery
-  version options
-  recommendations



-  The standard version where the electric output is delivered through the sound enclosure top, the option delivering the electric output through the sound enclosure side is available
-  The control and power switchboard is delivered as a separately loaded component as standard, for more information contact GEN TEC  
The standard voltage level is 0,4 kV, it can also be delivered in the 6,3 kV and 10,5 kV versions

-  Dry cooler  
Acoustic pressure level: 65 dB(A) v 10 m  
Ambient air temperature max.: 35 °C  
Horizontal version  
Ventilators with asynchronous electric motors
-  Separately loaded dry cooler and counter flanges for the dry cooler connection points are included in the scope of delivery  
Flexible members are not included in the scope of delivery, they can be used as an option
-  Vertical or horizontal, the sound pressure up to 40 dB(A) at 10 m, it can be dimensioned for the ambient air temperatures above 35 °C
-  Perform installation according to the installation instructions  
Separate the dry cooler from piping using the flexible members